


McKesson Consult®
Hemoglobin Testing System
USER MANUAL



MCKESSON CONSULT® HEMOGLOBIN TESTING SYSTEM USER MANUAL

TABLE OF CONTENTS

Intended Use	4
Principles of the Procedure.....	4
The McKesson Consult® Hemoglobin Testing System.....	5
McKesson Consult® Hemoglobin Analyzer.....	5
McKesson Consult® Hemoglobin Cuvettes.....	6
Control Material	6
Safety Information, Warnings and Cautions.....	7
Installation and Operation	8
Charging	9
Data Transfer.....	10
Cleaning.....	10
Quality Control	11
Disposal	11
Service and Maintenance	12
Specimen Collection and Preparation.....	12
Capillary Sampling	12
Various Sampling.....	14
Control Sampling.....	15
Measuring	16
Troubleshooting Guide.....	17
Expected Values	18
Performance Characteristics	18
Technical Specifications	18
Limitations	19
References	21
Consumables	21
Spare Parts and Accessories.....	22
Symbols Used	22

MCKESSON CONSULT® HEMOGLOBIN TESTING SYSTEM USER MANUAL

INTENDED USE

The McKesson Consult® Hemoglobin Testing System is intended for the *in vitro* quantitative measurement of total hemoglobin in non-anticoagulated capillary whole blood and venous whole blood drawn in K2EDTA or lithium heparin tubes. The McKesson Consult® Hemoglobin Testing System consists of the McKesson Consult® Hemoglobin analyzer and specifically designed disposable cuvettes, the McKesson Consult® Cuvettes. The device is intended for use in point-of-care settings. The McKesson Consult® Hemoglobin analyzer is only to be used with McKesson Consult® Hemoglobin Cuvettes.

- Caution: Federal law restricts this device for sale by or on the order of a physician or other licensed practitioner (Rx only).
- CLIA Complexity for whole blood: Waived

Laboratories with a Certificate of Waiver must follow the manufacturer's instructions for performing the test or the test will no longer be considered CLIA waived.

PRINCIPLES OF THE PROCEDURE

Based on a photometric principle, the McKesson Consult® Hemoglobin Testing System utilizes a broad-spectrum, multi-chromatic sensor with compensation for turbidity and scattering which measures the absorbance of whole blood over a wide spectral range. The light path length through the cuvette cavity, in combination with the McKesson Consult® Hemoglobin analyzer, determines the exactness of the hemoglobin measurement. The hemoglobin concentration is calculated from the measured absorbency at multiple wavelengths.

The cuvettes do not contain any reagent. The system is factory calibrated (and requires no further calibration) against the hemoglobincyanide (HiCN) method, the international reference method for the determination of hemoglobin concentration in blood as described in NCLLS H15-A3 and ICSH standard 1995.^{1,2}

MCKESSON CONSULT® HEMOGLOBIN TESTING SYSTEM USER MANUAL

THE MCKESSON CONSULT® HEMOGLOBIN TESTING SYSTEM

MCKESSON CONSULT® HEMOGLOBIN ANALYZER

Upon delivery, open the carton on a stable surface, remove the instrument and the accessories, and check that all the components are included and undamaged.

A comprehensive list (with item numbers) of all parts for the McKesson Consult® Hemoglobin Testing System can be found on pages 21 and 22.

The McKesson Consult® Hemoglobin analyzer can be stored at 0 to 50 °C (32 to 122 °F). Temperatures of -30 to 70 °C (-22 to 158 °F) are temporarily permitted during transport (24 hours max.).

The operating temperature of the instrument is 10 to 35 °C (50 to 95 °F). Allow the analyzer to reach ambient temperature before use.



1. McKesson Consult®
Hemoglobin analyzer



2. User Manual



3. Power Supply, Adapter Plug and
USB Cable

MCKESSON CONSULT® HEMOGLOBIN TESTING SYSTEM USER MANUAL

MCKESSON CONSULT® HEMOGLOBIN CUVETTES

Cuvettes are ready for use upon removal from the package. A sample volume of 10 µL is required to ensure proper filling of the McKesson Consult® Hemoglobin Cuvette. The cuvette serves as sample collector and measuring cuvette at the same time. The blood sample is drawn into the cavity by capillary force.

Refer to the product label and package insert of the McKesson Consult® Hemoglobin Cuvettes for information on storage and expiry. Unused cuvettes should be stored in their original bag.



Hemoglobin Cuvettes



Cuvettes in foil bag

CONTROL MATERIAL

McKesson Consult® Control Solution is available for system control (including control of analyzer, cuvette, sample collection and operator). Refer to the product label and package insert of the McKesson Consult® Control Solution for further information on storage and expiration date.



Package configurations of McKesson Consult® Control Solutions	
900-501MCK	3 x McKesson Consult® Control Solution Low
900-502MCK	3 x McKesson Consult® Control Solution Normal
900-503MCK	3 x McKesson Consult® Control Solution High

Contents: 1.9 mL per vial, 3 vials per package

SAFETY INFORMATION, WARNINGS AND CAUTIONS

McKesson Consult® Hemoglobin Analyzer

- Avoid strong mechanical shocks to the analyzer.
- Do not expose the analyzer to liquids.
- After storage or transport, allow the analyzer to acclimatize to operating temperature of 10 to 35 °C (50 to 95 °F) to prevent condensation damage.
- Do not place the McKesson Consult® Hemoglobin analyzer in direct sunlight or near a heat source.
- Do not place the McKesson Consult® Hemoglobin analyzer in, or next to, wet areas such as sinks or wash basins.
- Do not insert anything other than the USB cable into the socket in the back of the analyzer.

Power Supply

- Only use the power supply provided with the instrument. Do not expose the power supply to liquids.
- Do not place the power supply near heat sources or expose it to direct sunlight.
- Do not use the power supply if its cable has a visible kink in it or becomes damaged.

Blood

Always handle blood as potentially infectious. Use gloves and avoid direct skin or mucous membrane contact with donated blood, blood specimens, blood from filled cuvettes or blood on the cuvette holder / McKesson Consult® Hemoglobin analyzer.



INSTALLATION AND OPERATION

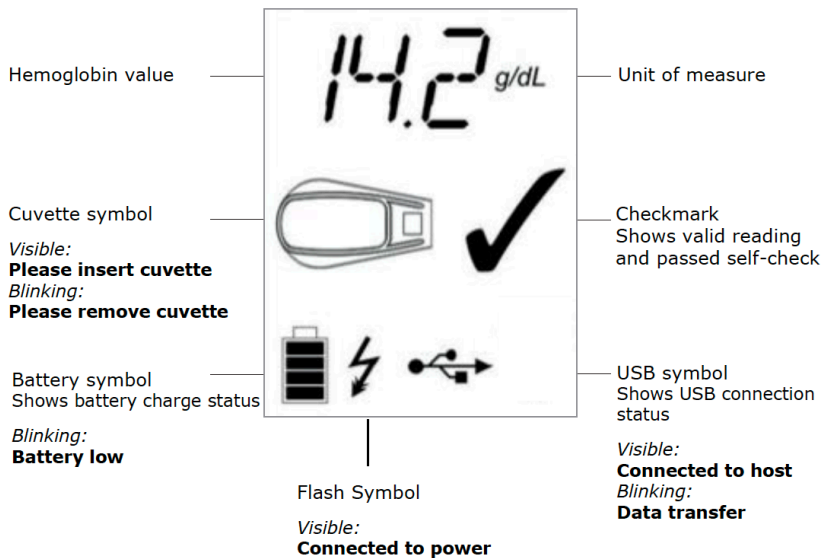
Only healthcare professionals may use the McKesson Consult® Hemoglobin analyzer.

Please read this entire manual before using the analyzer for the first time. Follow the instructions carefully when performing the test as not doing so may result in inaccurate test results.

The McKesson Consult® Hemoglobin analyzer comes ready for use. No installation procedure is necessary. The display is always ON. The analyzer does not have an ON/OFF switch. When not in use, the analyzer remains in a low power mode.

The McKesson Consult® Hemoglobin analyzer may be used as a hand-held device.

Understanding the McKesson Consult® Hemoglobin Display




MCKESSON CONSULT® HEMOGLOBIN TESTING SYSTEM USER MANUAL

CHARGING

The McKesson Consult® Hemoglobin analyzer has a built-in rechargeable battery. The battery can be recharged by connecting to a power supply or to a computer via a USB cable. A USB cable and a power supply for charging the battery are supplied.

Charging by power supply:

1. Connect the USB cable to the analyzer.
2. Before charging for first time, connect the adapter plug to the power supply and leave connected.
3. Connect the USB cable to the power supply and plug the power supply into a power outlet.



Charging by power supply

Charging by computer:

1. Connect the USB cable to the analyzer.
2. Connect the USB cable to the USB port of a computer.



Charging by computer

The battery symbol in the display shows the current charging state.

The flash symbol indicates that the instrument is connected to power.

Leaving the instrument connected to a power source when the battery is fully charged will neither overcharge the battery nor decrease its lifespan.

MCKESSON CONSULT® HEMOGLOBIN TESTING SYSTEM USER MANUAL

A fully charged battery lasts up to 40 days / 10,000 tests of continuous use. The battery must be charged when the last status bar is shown, at the latest when E07 is indicated on the display, see page 17, Troubleshooting Guide. After 9 months, the battery must be fully charged, whether or not the instrument has been in use.

DATA TRANSFER

The McKesson Consult® analyzer comes with a USB 2.0 bus.

For additional information on data transfer, please contact technical support. Call 1-800-531-5535

CLEANING AND DISINFECTION

1. Pull the backside of the cuvette holder slightly towards you and lift up.
2. Using a swab, clean the cuvette holder with cold water or a mild detergent, followed by disinfectant. Dry thoroughly.
3. Reinsert the dry cuvette holder by pressing down until you feel a "click."
4. Clean device with cold water or mild detergent, followed by disinfectant.



To disinfect the instrument, use conventional solvent-free surface disinfectants, McKesson disposable germicidal surface wipes, or PDI Super Sani-Cloth® germicidal disposable wipes and follow labeling directions.

Do not spray the instrument when cleaning, as this will damage the instrument!

Only use wipes lightly dampened in water/detergent/disinfectant for cleaning and disinfection.

MCKESSON CONSULT® HEMOGLOBIN TESTING SYSTEM USER MANUAL

QUALITY CONTROL

The McKesson Consult® Hemoglobin Testing System is delivered factory-calibrated and requires no additional calibration prior to operation.

The McKesson Consult® Hemoglobin analyzer will perform an automatic self-check after each measurement. Passing the self-check verifies the measurement performance and is indicated by a check mark. An error code is displayed if the self-check fails and the analyzer will cease measuring, so there is no risk of an incorrect result being displayed.

The McKesson Consult® Controls Solution should be used to confirm that the McKesson Consult® Hemoglobin Testing System is working properly and providing reliable results. Only when controls are used routinely and the values are within acceptable ranges can accurate results be assured for patient samples. Follow federal, state and local guidelines for testing quality control materials.

Run the controls as described on page 15. Control values must fall within the ranges stated on the vial labels and insert. If controls are not in range, repeat with a new cuvette. If values are still out of range, contact Technical Support at: 1-800-531-5535.

DISPOSAL

Used Cuvettes

Dispose of used cuvettes in a container for potentially infectious waste. Consult local environmental authorities for adequate disposal.

McKesson Consult® Analyzer

The lithium-ion battery in the McKesson Consult® Hemoglobin analyzer has to be disposed of separately. For disposal of the battery, analyzer and power supply, follow the relevant regional or local waste disposal regulations.

McKesson Consult® Control Solution

For disposal of the control material, refer to the respective instructions for use.

MCKESSON CONSULT® HEMOGLOBIN TESTING SYSTEM USER MANUAL

SERVICE AND MAINTENANCE

The McKesson Consult® Hemoglobin analyzer does not require maintenance. For cleaning, see page 10.

If damaged, the cuvette holder, USB cable, adapter plug and the power supply can be replaced by the user.

Should the McKesson Consult® Hemoglobin analyzer fail to function as intended, try to solve the issue by using the Troubleshooting Guide, see page 17.

Never open the analyzer or the power supply.

Any repairs which may be necessary must be carried out by the manufacturer or by authorized personnel only.

For Technical Support, please contact:

Phone: 1-800-531-5535

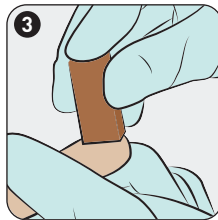
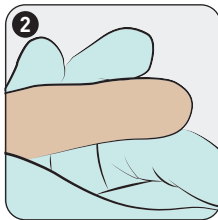
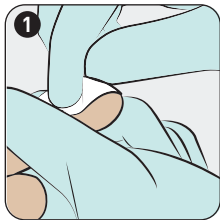
SPECIMEN COLLECTION AND PREPARATION FOR ANALYSIS

Capillary blood or venous whole blood containing K2EDTA or lithium heparin anticoagulant may be used.

CAPILLARY SAMPLING

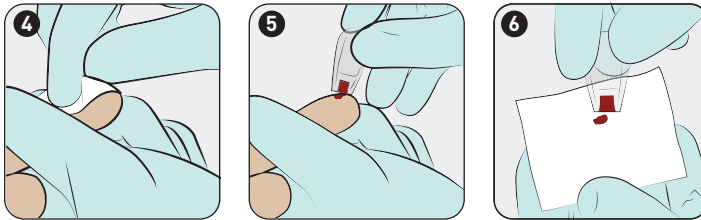
With gloved hands, take a McKesson Consult® Hemoglobin Cuvette out of the foil bag and close the bag. Make sure the hand is warm and relaxed. Use the middle or ring finger for sampling. Avoid fingers with rings on.

1. Disinfect and dry the puncture site.
2. Gently massage the finger towards the tip to increase blood flow. Avoid going past the first knuckle.
3. Make the incision on the upward-facing side of the fingertip, so that the blood drop sits on top of the finger, to facilitate filling of the cuvette.



MCKESSON CONSULT® HEMOGLOBIN TESTING SYSTEM USER MANUAL

4. Apply light pressure towards the fingertip (but not past the first knuckle) until a blood drop appears. Wipe away the first 3 drops and make sure there is a free blood flow before filling the cuvette with the fourth drop.
5. Be sure to have a sufficient sized blood drop to fill the cuvette. Fill the cuvette completely by touching the corner of the cuvette to the blood drop. Do not refill the cuvette. If a cuvette cannot be filled in one continuous process, or if the cuvette contains air bubbles, discard the cuvette and use a new one, repeating steps 4 and 5.
6. Gently wipe off the excess blood on the outside of the cuvette with a gauze pad. Be sure to gently wipe both sides. Do not wipe too close to the open end as this can draw blood out of the cuvette.



REPEATED TESTING

Be careful to apply the procedure described in step 1-6 correctly when collecting capillary blood for hemoglobin measurements.

The most common causes for erroneous results are the choice of an unsuitable size or type of lancet, incorrect capillary sampling technique, restricted capillary blood flow, or the presence of tissue fluid in the sample after pressing the fingertip too hard.

These factors commonly affect the result. Confirmation of an unexpected or unacceptable result can exclude sampling mistakes as the cause. As the McKesson Consult® Hemoglobin testing method is very fast, this confirmatory test can preferably be done using the same incision. Further drops following the 4th drop may be used for testing as long as there is still a free flow of blood.

If the blood flow has decreased or stopped, another incision should be made for the confirming sample. Repeat the procedure described in steps 1-6 and record all results from repeated sampling, including relevant information about the reason for retesting.

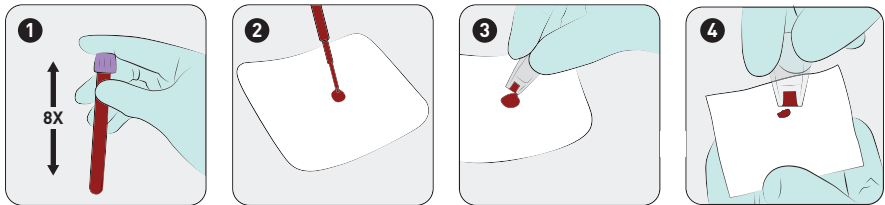
MCKESSON CONSULT® HEMOGLOBIN TESTING SYSTEM USER MANUAL

VENOUS SAMPLING

If a venous sample cannot be run immediately, it may be refrigerated up to 72 hours. If the blood is refrigerated, then the blood should be allowed to reach room temperature before testing. K2EDTA or lithium heparin tubes may be used.

With gloved hands, take a McKesson Consult® Hemoglobin Cuvette out of the foil bag and close the bag.

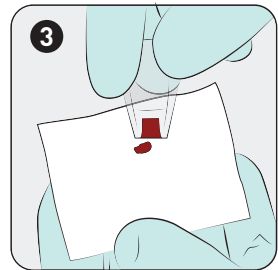
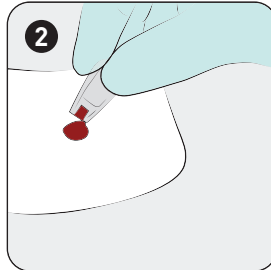
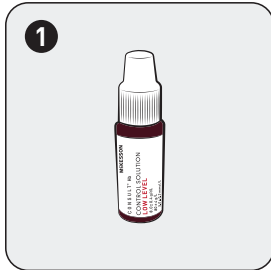
1. Make sure the sample is at room temperature before testing. Mix the tube by gentle inversion at least 8 times.
2. Place a drop of blood on to a hydrophobic surface (e.g. Parafilm) using a commercially available transfer pipette or DIFF-SAFE® Blood Dispenser.
3. Fill the cuvette completely by touching the corner of the cuvette to the blood drop. Do not refill the cuvette. If a cuvette cannot be filled in one continuous process, or if the cuvette contains air bubbles, discard the cuvette and use a new one, repeating steps 2 and 3.
4. Gently wipe off the excess blood on the outside of the cuvette with a gauze pad. Be sure to gently wipe both sides. Do not wipe too close to the open end as this can draw blood out of the cuvette.



MCKESSON CONSULT® HEMOGLOBIN TESTING SYSTEM USER MANUAL

CONTROL SAMPLING

1. The McKesson Consult® Hemoglobin Testing System can be verified by use of McKesson Consult® Hemoglobin Control Solution. If stored refrigerated, allow the control solution to reach room temperature first. With gloved hands, take a McKesson Consult® Hemoglobin Cuvette out of the foil bag and close the bag. Mix the control solution by gentle inversion 5 times immediately before sampling. Open the vial and discard the first drop.
2. Dispense a second drop of the control solution on to a hydrophobic surface (e.g. Parafilm). Fill the cuvette completely by touching the corner of the cuvette to the drop. Do not refill the cuvette. If a cuvette cannot be filled in one continuous process, or if the cuvette contains air bubbles, discard the cuvette and use a new one with a new drop of control solution.
3. Gently wipe off the excess control solution on the outside of the cuvette with a gauze pad. Be sure to gently wipe both sides. Do not wipe too close to the open end as this can draw control solution out of the cuvette.



MEASURING

1. Insert the filled cuvette in the cuvette holder.
2. Press down gently until you feel a “click” and hold in position until the result appears on the screen. Pull the cuvette out of the McKesson Consult® Hemoglobin quickly.
3. Dispose of the used cuvette in a container for potentially infectious waste. Record the test result as soon as the check-mark is shown.
4. The result will remain on the display until replaced by the next measurement. To erase the latest result, press down on the empty cuvette holder.



Use only completely filled cuvettes for measuring. A filled cuvette should be analyzed within 1 minute after filling. A filled cuvette should be kept in a horizontal position until measurement.

If the McKesson Consult® Hemoglobin analyzer has been out of use for a couple of hours, an error code may appear after the first measurement. Remove the filled cuvette, make a “blank” measurement by pressing down the empty cuvette holder and then reinsert the filled cuvette for measurement.

TROUBLESHOOTING GUIDE

Symptom	Possible Cause	Correction
Unexpectedly high / low results	Improper sample	Repeat the sampling. Make sure that the sampling is done correctly. See pages 12 - 15 for more information.
Error E01	Calibration lost	Contact Technical Support at 1-800-531-5535.
Error E02	Sensor read error	Repeat measurement with the same cuvette. If error persists, contact Technical Support at 1-800-531-5535.
Error E03	Self-check failed	E03 may be displayed if a filled cuvette is left in the cuvette holder, or was removed too slowly. In order to reset the self-check function, press down on the empty cuvette holder. The screen should display "---" and a "V". If error persists, contact Technical Support at 1-800-531-5535.
Error E04	Light source too dark	Remove cuvette from cuvette holder. Press cuvette holder several times until the screen reads "---" and a "V" appears. If error persists, contact Technical Support at 1-800-531-5535.
Error E05	Light source too bright	Remove cuvette from cuvette holder. Press cuvette holder several times until the screen reads "---" and a "V" appears. If error persists, contact Technical Support at 1-800-531-5535.
Error E07	Battery too low to perform measurements	Recharge the battery.
Display blank, measuring not possible	Battery completely discharged	To recharge the battery, connect with a power outlet or computer and charge for a minimum of 4 hours. If recharging fails, contact Technical Support at 1-800-531-5535.

MCKESSON CONSULT® HEMOGLOBIN TESTING SYSTEM USER MANUAL

EXPECTED VALUES^{4 - 8}

The unit of measure for the hemoglobin value is g/dL. The following hemoglobin values are considered normal:

Population	Age Range	Potential Interferent
Adult Male	≥ 22 years	13.0 – 17.0 g/dL
Adult Female	≥ 22 years	12.0 – 15.0 g/dL
Child/Adolescent	> 2 years to 21 years	11.0 – 15.5 g/dL
Infant	1 month to 2 years	9.4 – 16.5 g/dL

* Reference ranges are based on medically accepted published reference ranges (Dacie and Lewis, *Practical Haematology*, Twelfth Edition, Elsevier Limited 2017). These ranges are for general guidance only. Each laboratory should establish its own normal range.

PERFORMANCE CHARACTERISTICS

a) Within Run and Total Precision

Repeatability and overall reproducibility of three samples was tested over 20 days.

Sample	Mean Hb Concentration	Within-Run (SD, %CV)	Total (SD, %CV)
Level 1	7.99 g/dL	(0.085, 1.06%)	(0.11, 1.38%)
Level 2	12.58 g/dL	(0.11, 0.88%)	(0.14, 1.09%)
Level 3	15.82 g/dL	(0.15, 0.92%)	(0.22, 1.41%)

b) Accuracy

The results of the comparison studies between the McKesson Consult® Hemoglobin and the predicate device are summarized in the following table. The study was performed across four external sites.

Sample Type	N	Min	Max	Slope	Correlation Coefficient (r)
EDTA	344	4.1g/dL	24.5g/dL	0.9858	0.986
Capillary	363	8.5g/dL	20.1g/dL	0.9903	0.963

MCKESSON CONSULT® HEMOGLOBIN TESTING SYSTEM USER MANUAL

McKesson Consult® Hemoglobin has not been evaluated for capillary samples with hemoglobin values below 8.5 g/dL as such samples are very rarely seen in the primary care setting. It is recommended that patients showing a capillary hemoglobin of less than 8.5 g/dL are referred to a confirmatory laboratory test.

TECHNICAL SPECIFICATIONS

Operating temperature	10 to 35 °C (50 to 95 °F)
Operating humidity	0 to 100%, non-condensing
Storage temperature	0 to 50 °C (32 to 122 °F) [-30 to 70 °C during transport, 24 hour max.]
Sample volume	10 µL
Measurement range	1.2–25.5 g/dL
Wavelength	Multiple wavelengths ranges, 450 nm to 750 nm
Measuring time	Less than 2 seconds
Battery	3.6 V integrated lithium-ion rechargeable batteries
Safety	Tested in accordance with IEC 60950 / IEC 61010
Instrument input rating	5 V, 100 mA (PC) / 350 mA (power supply)
Power supply input rating	125mA, 100–240 V AC, 50–60 Hz
Data interface	USB 2.0
Protection class	IP 21
Supply current	Max. 100 mA from USB host Max 350 mA from USB power supply
Duration of use	A fully charged battery lasts up to 40 days / 10,000 tests
Analyzer dimensions	L = 6 in, W = 3.5 in, H = 1.6 in
Analyzer weight	0.4 lb
Dimensions of transport box	L = 9 in, W = 6.5 in, H = 2.8 in
Weight of analyzer and transport box	1.3 lb

The McKesson Consult® Hemoglobin analyzer complies with IEC 61326-2-6 for group 1, class B equipment regarding electromagnetic compatibility, emission and interference immunity.

LIMITATIONS

Specificity & Disease States

The following substances and disease states do not affect the test results.

Potential Interferent	Test Concentration	Potential Interferent	Test Concentration
Bilirubin	20.0 mg/dL	Ferrous Fumarate	30 mg/dL
Cholesterol	500 mg/dL	Iron Dextran	284 mg/dL
Creatinine	5 mg/dL	Folic Acid	1000 ng/dL
Protein	12 mg/dL	Vitamin B12	2500 ng/dL
Triglyceride	1000 mg/dL	Lithium Carbonate	23 mg/dL
Urea	258 mg/dL	Immunoglobulin	500 mg/dL
Uric Acid	24 mg/dL	Methyl dopa	1.7 mg/dL
Acetaminophen	2 mg/dL	Salicylic Acid	100 mg/dL
Ascorbic Acid	6 mg/dL	5x EDTA	Tube filled to 1/5 volume
Dopamine	0.1 mg/dL	Hypochromia	Disease state
Ibuprofen	55 mg/dL	High WBC Count	Disease state
Tetracycline	1.5 mg/dL	Polycythemia	Disease state
Ferrous Sulfate	22 mg/dL	Sickle Cell	Disease state
Ammonium Ferric Citrate	30 mg/dL		

For further limitations of the procedure, see the McKesson Consult® Cuvettes package insert.

MCKESSON CONSULT® HEMOGLOBIN TESTING SYSTEM USER MANUAL

REFERENCES

1. NCCLS/CLSI document H15-A3, Reference and Selected Procedures for the Quantitative Determination of Hemoglobin in Blood; Approved Standard-Third Edition
2. Recommendations for reference method for haemoglobinometry in human blood (ICSH standard 1995) and specifications for international haemoglobinocyanide standard (4th edition)
3. Dacie and Lewis, Practical Haematology, 11th edition, 2012
4. Fandek N, Moreau D, Newell K C, Ofner A, eds. Clinical Laboratory Tests - Values and Implications. 2nd ed. Springhouse: Springhouse Corporation, 1995: 328pp.
5. DeMott Wayne R, Tilzer Lowell L, Hematology. In: Jacobs DS, DeMott WR, Finley PR, Horvat RT, Kasten Jr BL, Tilzer LL, eds. Laboratory Test Handbook. Hudson: Lexi-Comp, 1992: 517-626.
6. Wallach J. eds. Interpretation of Diagnostic Tests - A Synopsis of Laboratory Medicine, 4th ed. Boston/Toronto: Little Brown and Co. 1986: 6pp.
7. Painter Pennell C, Cope June Y, Smith Jane L, Appendix. In: Burtis CA, Ashwood ER, eds. Tietz Textbook of Clinical Chemistry. Philadelphia: WB Saunders, 1994: 2161-2217.
8. Tietz N, ed. Clinical Guide To Laboratory Tests, WB Saunders, 1983: 258-259.

Other:

McKesson Consult® Hemoglobin Cuvettes package insert

McKesson Consult® Control Solution package Insert

The following consumables, spare parts and accessories may be used with the McKesson Consult® Hemoglobin Analyzer.

CONSUMABLES

McKesson Consult® Hemoglobin Cuvettes (1x100 pcs)	MFR # 900-100MCK
McKesson Consult® Control Solution	MFR # 900-501MCK
McKesson Consult® Control Solution	MFR # 900-502MCK
McKesson Consult® Control Solution	MFR # 900-503MCK

SPARE PARTS AND ACCESSORIES

Cuvette Holder	MFR # 900-902MCK
USB Cable	MFR # 900-901MCK
Power supply with US adapter	MFR # 900-900MCK

SYMBOLS USED

IP21

Protection of electrical equipment against foreign objects, water and access



Serial Number



In vitro Diagnostic Medical Device



Consult Instructions for Use



Caution



Biological Risks



Direct Current

MCKESSON CONSULT® HEMOGLOBIN TESTING SYSTEM USER MANUAL

General Questions? Call 1-800-777-4908

Technical Support? Call 1-800-531-5535

<p>■ Satisfaction Guaranteed If you are not completely satisfied with any McKesson Brands product, you may return it for a full refund or credit.</p>
--

Distributed by McKesson Medical-Surgical Inc.

Richmond, VA 23233

PVN A0818

Made in Germany and USA